Early Arithmetic, Science and ICT skills

Child's Book

Pre-primary Class







Taasisi ya Elimu Tanzania

Early Arithmetic, Science and ICT Skills

Child's Book

Pre-primary Class

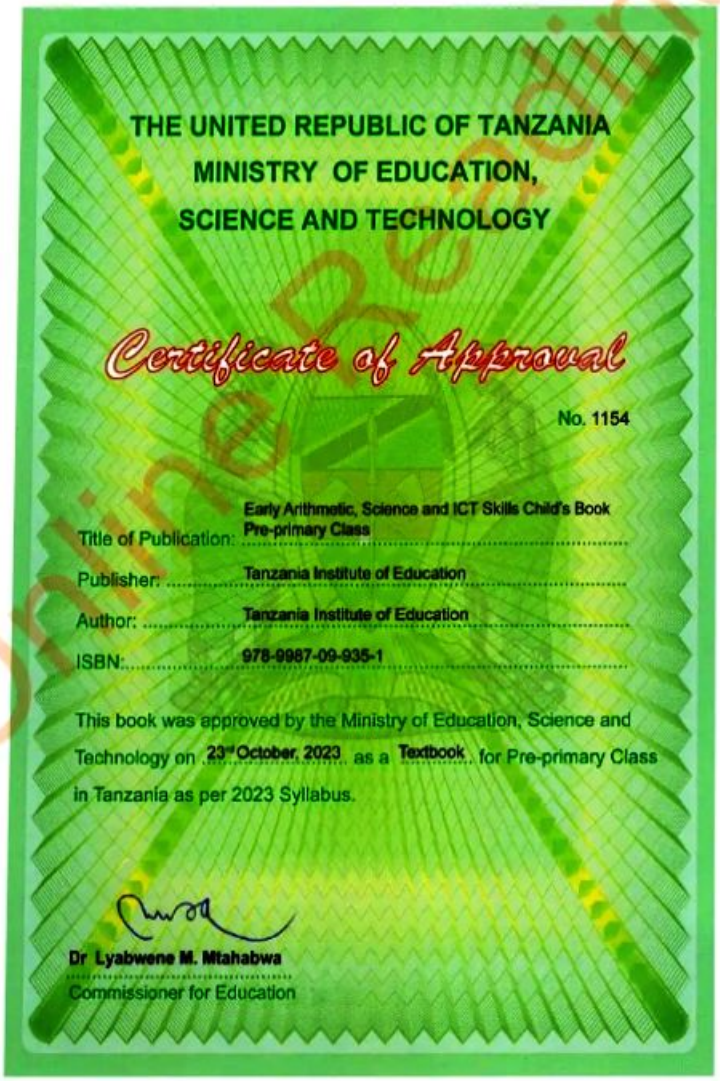

THE UNITED REPUBLIC OF TANZANIA
MINISTRY OF EDUCATION,
SCIENCE AND TECHNOLOGY

Certificate of Approval

No. 1154

Title of Publication: Early Arithmetic, Science and ICT Skills Child's Book Pre-primary Class

Publisher: Tanzania Institute of Education

Author: Tanzania Institute of Education

ISBN: 978-9987-09-935-1

This book was approved by the Ministry of Education, Science and Technology on 23rd October, 2023 as a Textbook for Pre-primary Class in Tanzania as per 2023 Syllabus.

Dr Lyabwene M. Mtahabwa
Commissioner for Education

For Online Reading Only

Tanzania Institute of Education

© Tanzania Institute of Education 2023

Published 2018
Reprinted 2021
Reviewed 2023

ISBN: 978-9987-09-935-1

Mikocheni Area
132 Ali Hassan Mwinyi Road
P.O.Box 35094
14112 DAR ES SALAAM

Phone: +255 735 041 168 / +255 735 0 41 170
E-mail: director.general@tie.go.tz
Website: www.tie.go.tz

All rights reserved. No part of this book may be reproduced, stored in any retrieval system, or transmitted in any form or by any means, whether electronic, mechanical, photocopying, recording, or otherwise, without the prior written permission of the Tanzania Institute of Education.

For Online Reading Only



Yaliyomo

Acknowledgements v

Introduction vi

Chapter One 1
Objects in the environment 1

Chapter Two 9
Measurement 9

Chapter Three 19
Counting objects and numbers 1 to 9 19

Chapter Four 42
Recognising the number 0 42

Chapter Five 47
Recognising number 10 47

Chapter Six 60
Counting objects and numbers 11 to 20 60

For Online Reading Only

Chapter Seven **72**
Addition and Subtraction of objects 72

Chapter Eight **79**
Our currency 79

Chapter Nine **83**
Scientific experiments 83

Chapter Ten **87**
ICT tools and their uses 87

For Online Reading Only

Acknowledgements

The Tanzania Institute of Education (TIE) would like to acknowledge the contributions of all the organisations and individuals who participated in designing and developing this textbook. In particular, TIE wishes to thank the University of Dar es Salaam (UDSM), Open University of Tanzania (OUT), Ardhi University (ARU), Marian University College (MARUCo), University of Minnesota, PROJEKT INSPIRE, the School Quality Assurance (SQA) Department, teachers' colleges and primary schools. Besides, the following individuals are acknowledged:

Translator: Ms Christina D. Kamamba

Editors: Prof Gaston Mapunda, Prof Ralph P. Masenge, Dr Makungu Mwanzalima, Dr Edephonce Nfuka, Dr Kristeen Chachage and Mr Kelvin J. Kimath

Designer: Ms Eva G. Kwai

Illustrator: Mr Fikiri A. Msimbe, Mr Gwakisa U. Mwandoloma and Mr Yohana P. Mwenda

Co-ordinator: Ms Christina D. Kamamba

TIE also appreciates the contribution of pre-primary teachers and children who participated in the trial phase of the manuscript. TIE would like to thank non-governmental organisation, the Room to Read for sponsoring initial stage of the writing of this book.

Likewise, the institute would like to thank the Government of the United Republic of Tanzania for financing the writing and printing of this book.

Dr Aneth A. Komba
Director General
Tanzania Institute of Education

For Online Reading Only

Introduction

This textbook, Early Arithmetic, Science and ICT skills is prepared in accordance with the 2023 Pre-primary Curriculum and Syllabus issued by the Ministry of Education, Science and Technology (MoEST). It is a revised edition of the first edition which was published in 2018, based on the 2016 Curriculum and Syllabus.

This book aims at enabling the child to develop proficiency in early arithmetic, science and ICT skills through various learning activities in the following areas:

1. identifying objects that builds the concept of numbers in the environment;
2. identifying measurements;
3. building the concept of numbers;
4. adding and taking away objects;
5. carrying out simple scientific experiments; and
6. using ICT.

Learn more through online library
https://ol.tie.go.tz or ol.tie.go.tz

Tanzania Institute of Education

For Online Reading Only

Chapter

1 Object in the environment

Our school





What objects are seen in the picture?
How many buildings are there in the picture?
How many trees are there in the picture?

For Online Reading Only

Our class





What objects are seen in the picture?
How many children are at each table?

I learn about shapes



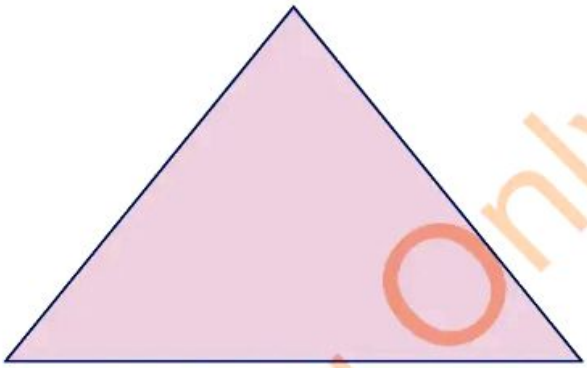



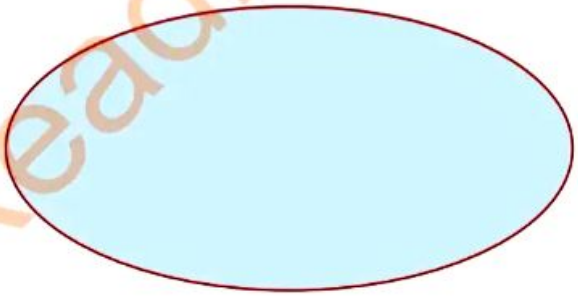







What shapes have you learnt?

For Online Reading Only



I trace and colour the shapes.

For Online Reading Only



Match a shape with a picture.





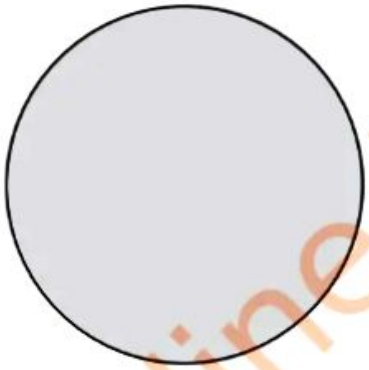



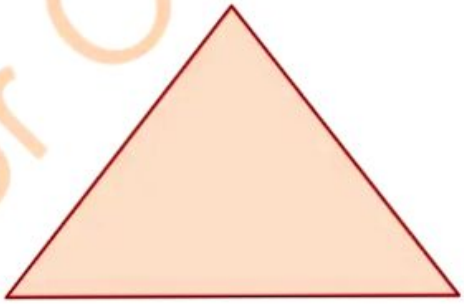



For Online Reading Only

I sort the pictures that are the same





What do you see in the pictures?

For Online Reading Only



Circle the pictures that are the same.





















For Online Reading Only

Arrange the pictures by their colours.



What other colours can you name?

For Online Reading Only

Chapter

2 Measurement

Many and few

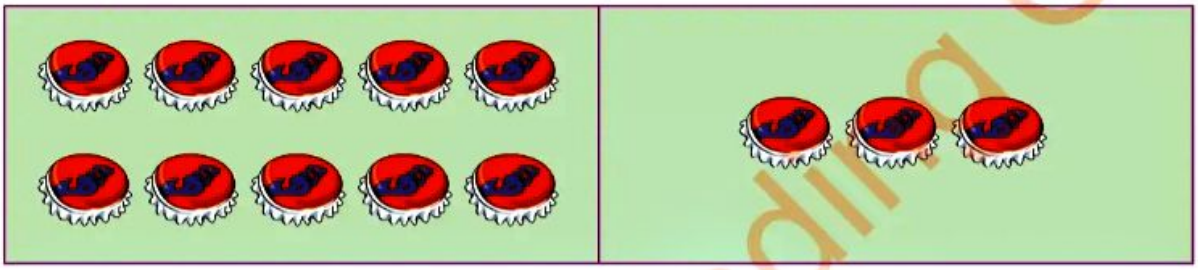





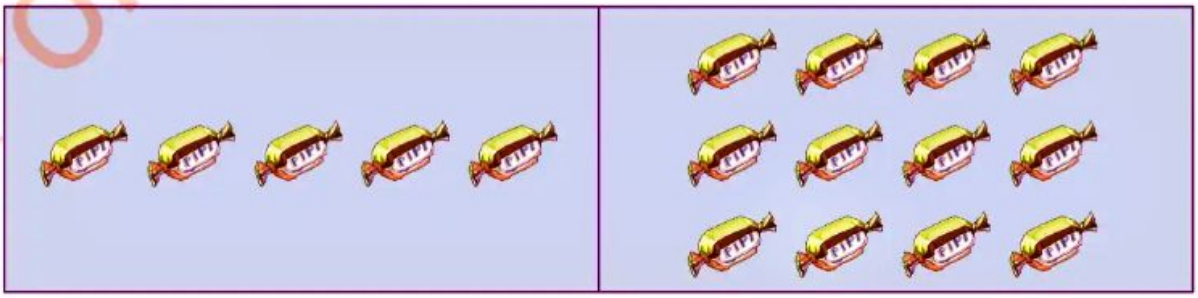

For Online Reading Only



Tick ✓ the few objects.

For Online Reading Only



Tick ✓ the short objects.







For Online Reading Only

Tick ✓ the long objects.

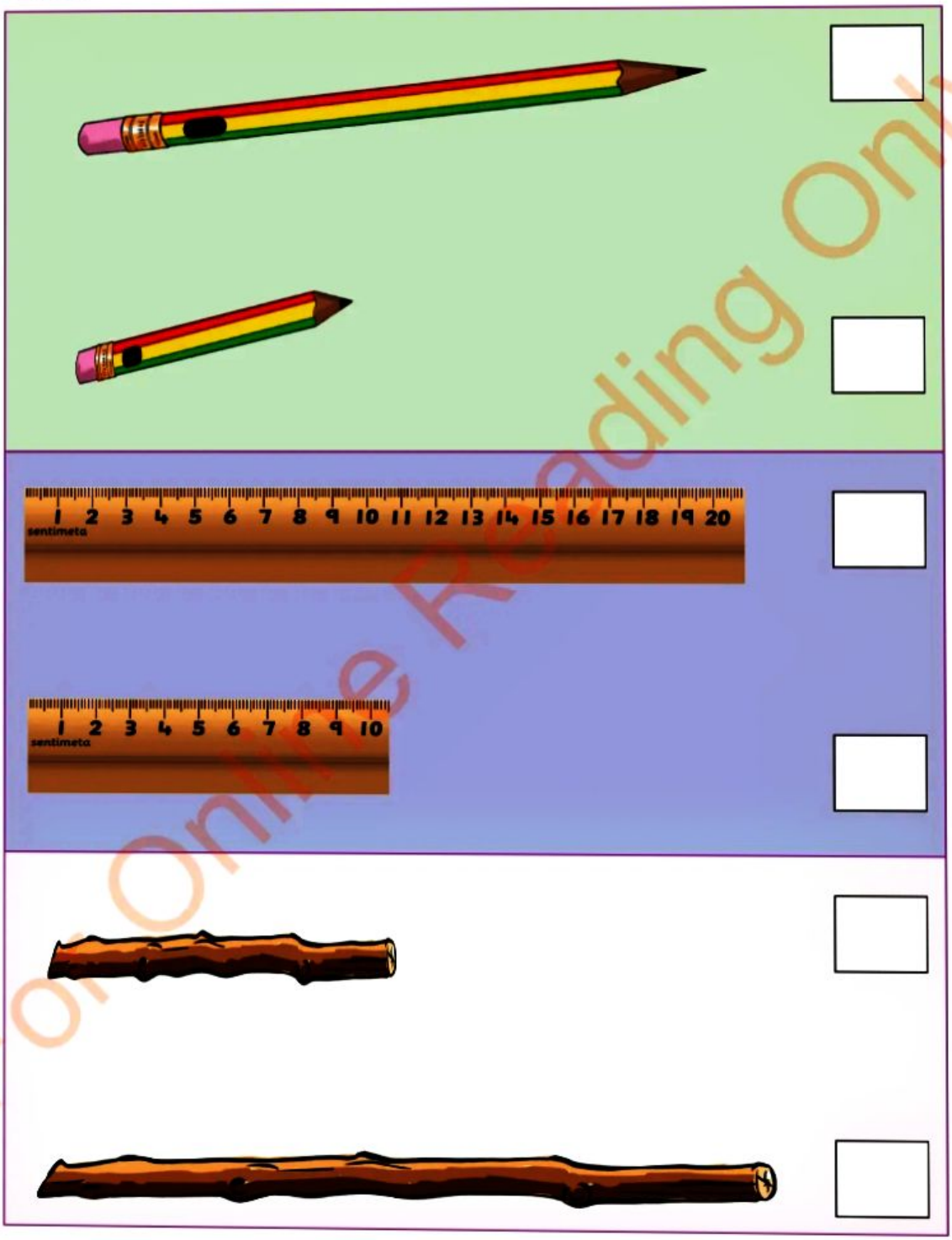

For Online Reading Only

Animals





What do you see in the pictures?
Which animal is the smallest?
Which animal is the biggest?

For Online Reading Only

Small and big





What do you see in the picture?

Circle the small object in each row.

For Online Reading Only



Circle the big objects in each row.

















For Online Reading Only

Thick and thin





Circle the thin objects in each picture.

For Online Reading Only



Circle the thick objects in each row.













For Online Reading Only

Chapter

3 Counting objects and numbers 1 to 9

I count objects.









For Online Reading Only

I count objects.



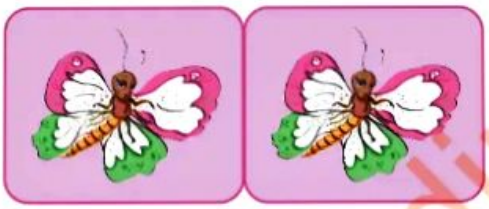







For Online Reading Only

I count objects.









For Online Reading Only

I count and read number 1 to 5.









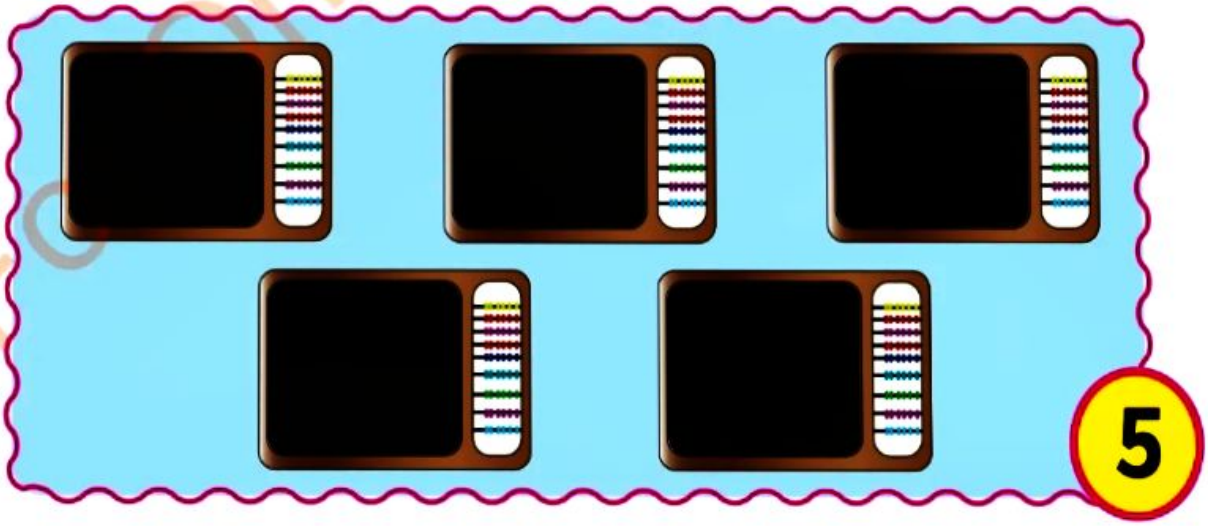

For Online Reading Only

I count and read number 6 to 9.









For Online Reading Only

Shapes of numbers



1



2



3



4

For Online Reading Only

Shapes of numbers



5



6



7



8



9

For Online Reading Only



Match numbers with objects.

1	
2	
3	
4	
5	
6	
7	
8	
9	

For Online Reading Only

1 colour numbers 1 and 2.







For Online Reading Only

I colour numbers 3 and 4.



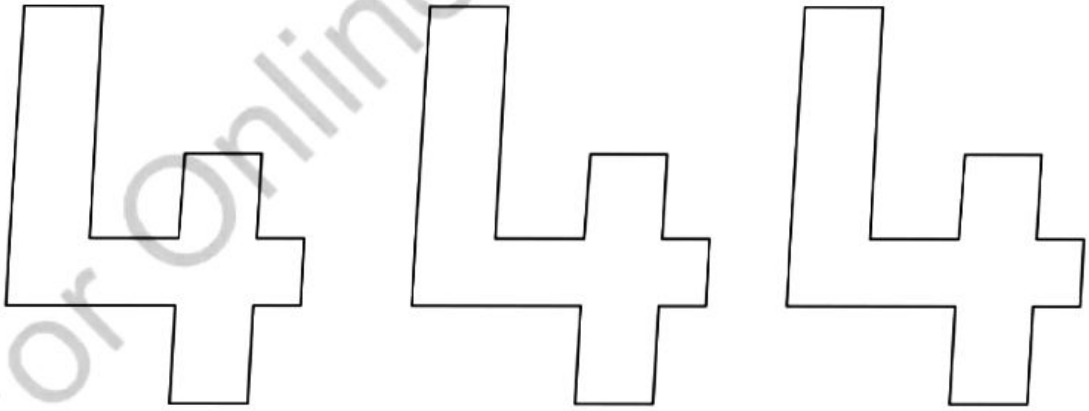

For Online Reading Only

I colour numbers 5 and 6.





For Online Reading Only

I colour numbers 7, 8, and 9.







For Online Reading Only

I trace numbers 1 to 3.

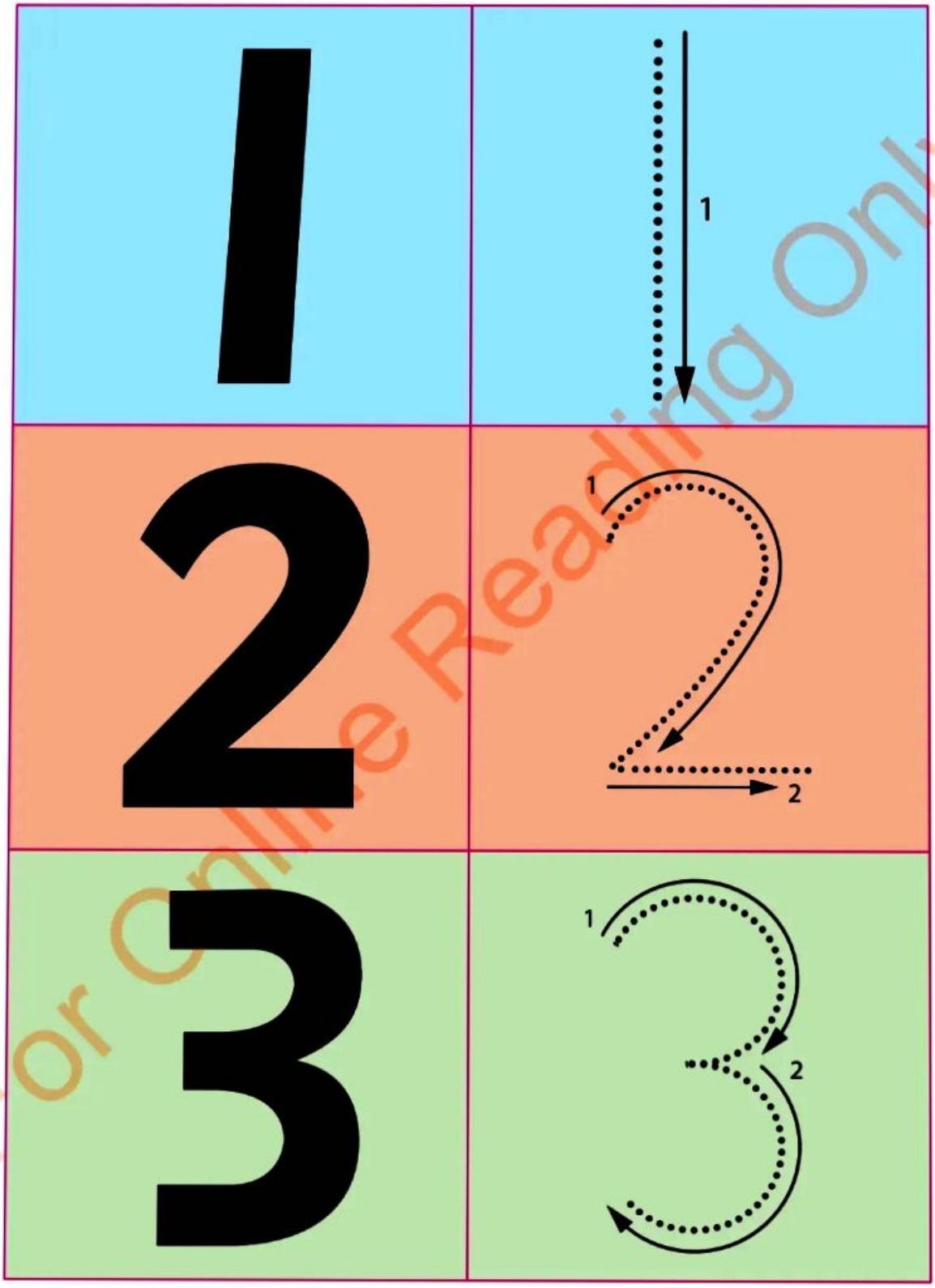

For Online Reading Only

I trace numbers 4 to 6.

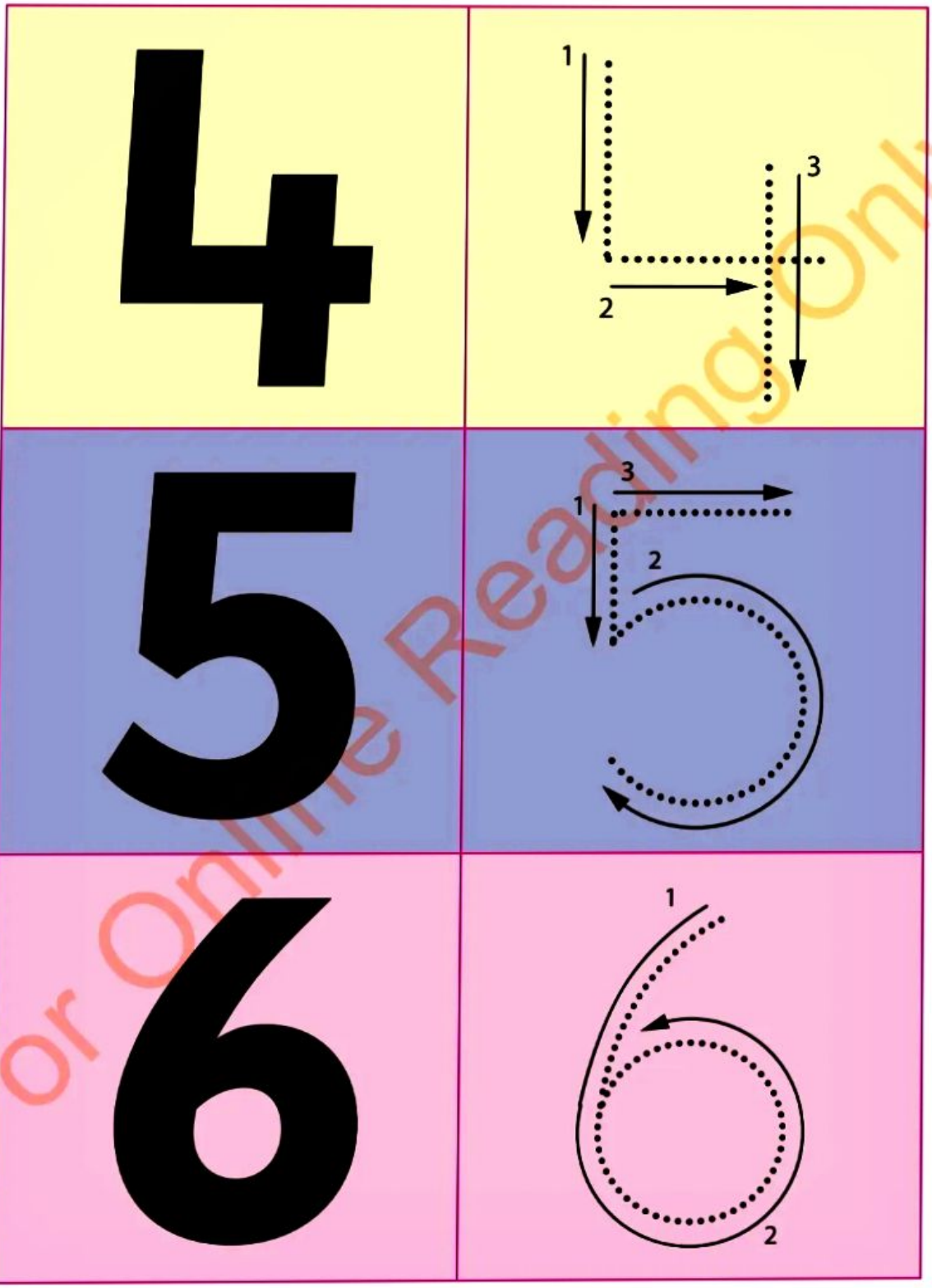

For Online Reading Only

I trace numbers 7 to 9.

7	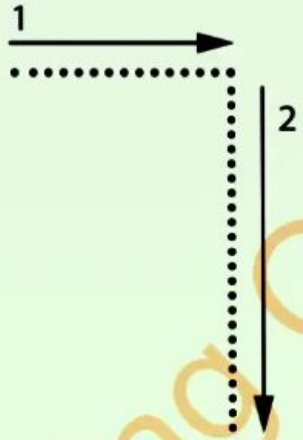
8	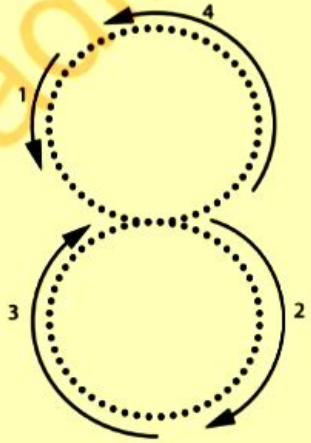
9	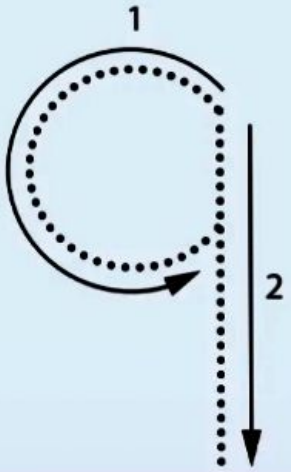

For Online Reading Only

I count, read, and write numbers 1 and 2.



1



2

For Online Reading Only

I count, read, and write numbers 3 and 4.



3



4

For Online Reading Only

I count, read, and write numbers 5 and 6.





For Online Reading Only

I count, read, and write numbers 7 and 8.





For Online Reading Only

I count, read, and write numbers ৭.



৭

For Online Reading Only



Let us play the hopscotch game.

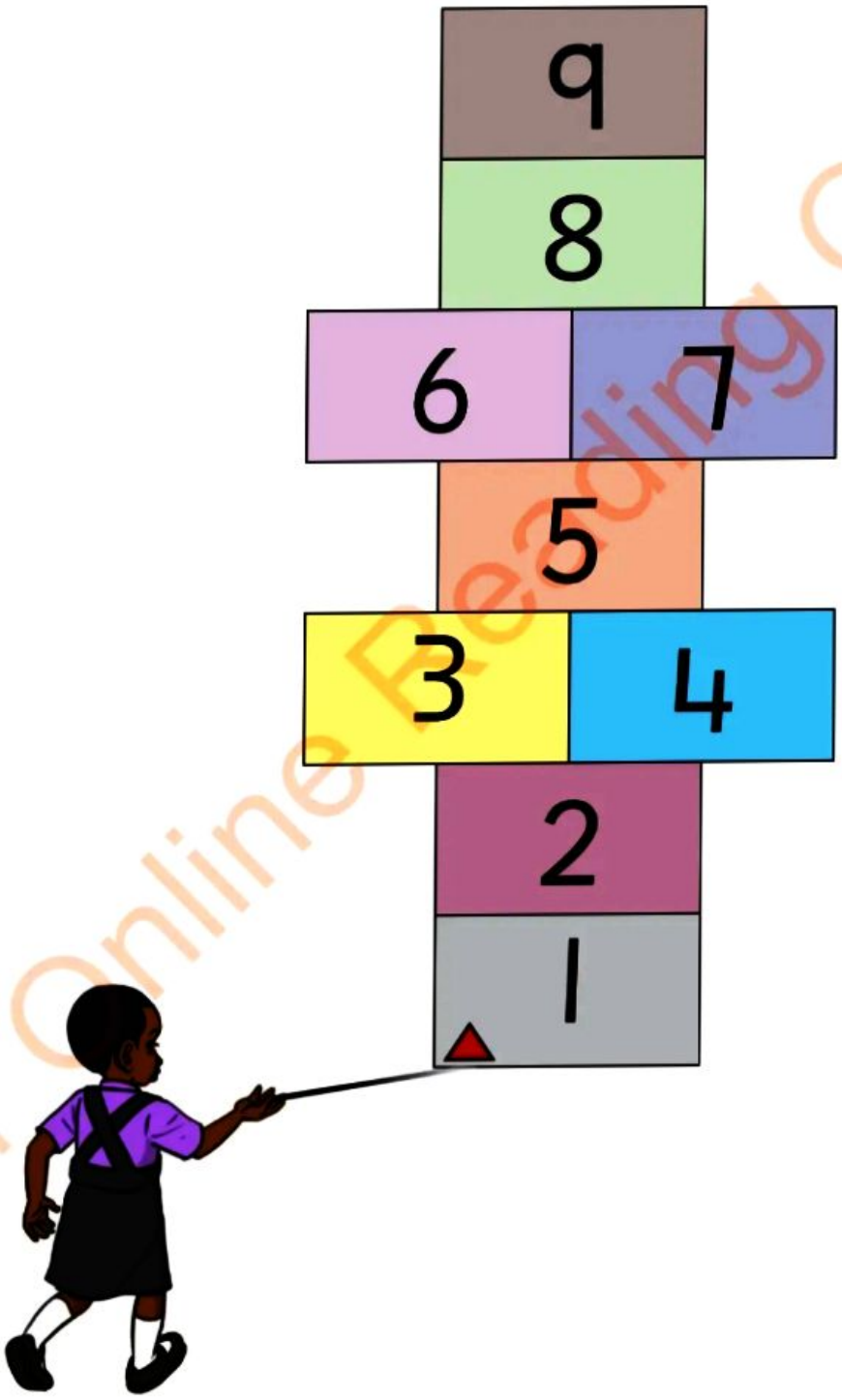

For Online Reading Only



Let us play the take steps game.

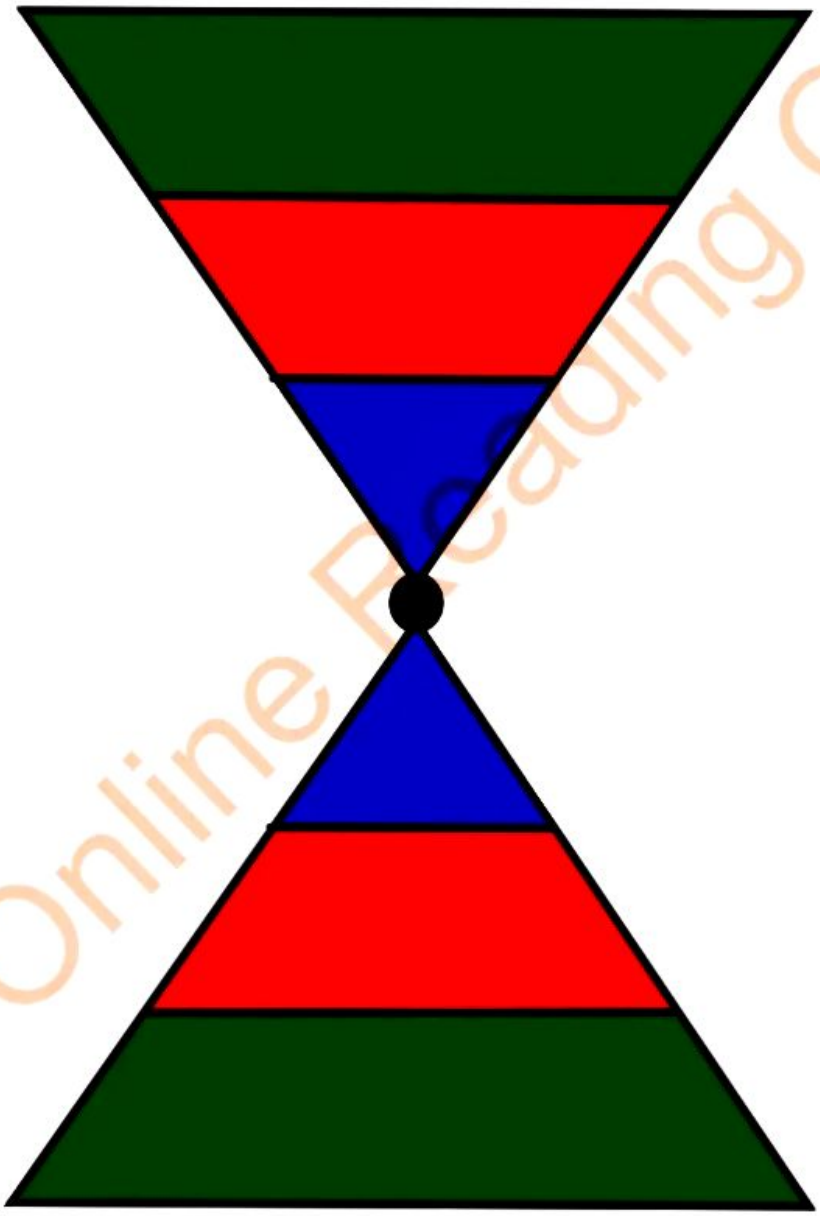

For Online Reading Only

Chapter

4 Recognising number 0

I recognise number 0.



For Online Reading Only



Circle the empty container in each row.



For Online Reading Only

The shape of O

	O
	O
	O

For Online Reading Only

Circle the objects with the shape of 0.



For Online Reading Only



I trace number 0.

0 0 0 0

0 0 0 0

0 0 0 0

0 0 0 0

For Online Reading Only



Chapter

5 Recognising number 10

I count, read, and write number 10.

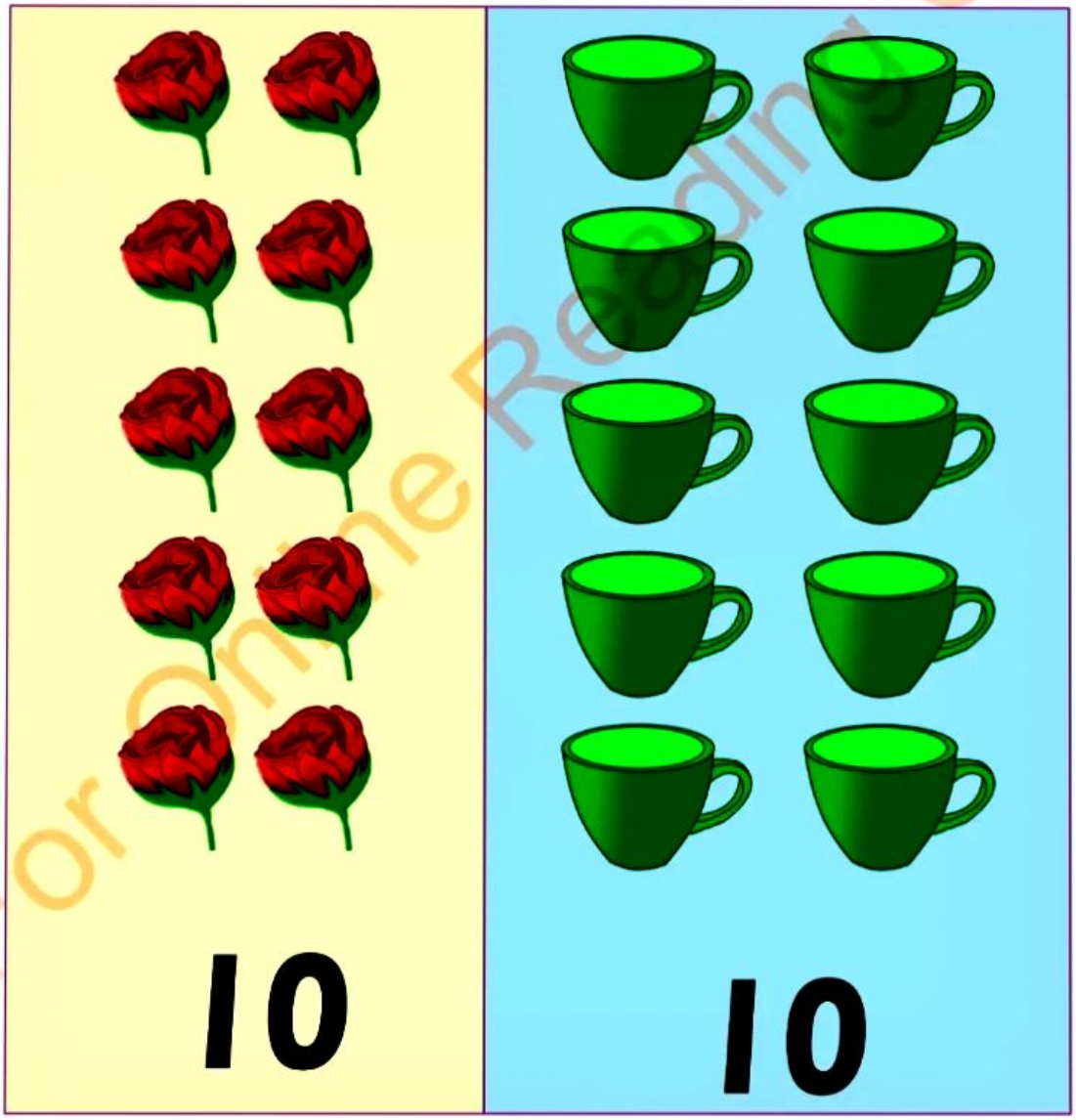

For Online Reading Only

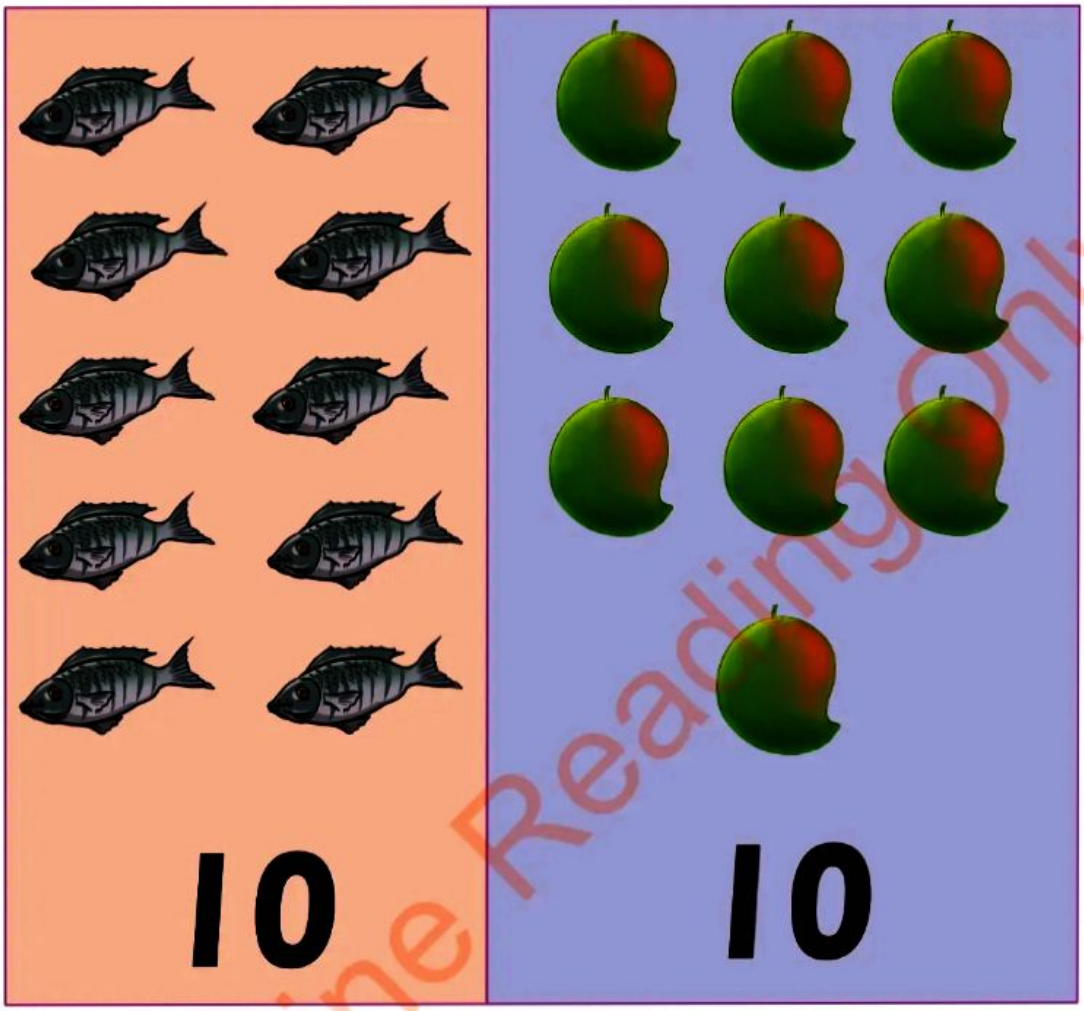

I write number 10.

10				

For Online Reading Only



Read these numbers aloud.

1	2	3	4	5
1	3	6	10	7
10	6	4	2	1
8	3	6	7	1
4	7	5	10	3



Circle all the number 10s you see.

1	3	4	10	7	6
3	2	8	9	6	10
10	2	1	7	5	8
6	3	4	1	10	5
8	6	10	7	3	6

For Online Reading Only

I count numbers by singing

Five little monkeys jumping on the bed
One fell off and bumped its head
Mother called the doctor and the doctor said,
"No more monkeys jumping on the bed"



For Preview Reading Only

I count numbers by singing

Four little monkeys jumping on the bed
One fell off and bumped its head
Mother called the doctor and the doctor said,
"No more monkeys jumping on the bed"



For Reading Only

I count numbers by singing

Three little monkeys jumping on the bed
One fell off and bumped its head
Mother called the doctor and the doctor said,
"No more monkeys jumping on the bed"



For Online Reading Only

I count numbers by singing

Two little monkeys jumping on the bed
One fell off and bumped its head
Mother called the doctor and the doctor said,
"No more monkeys jumping on the bed"



For Online Reading Only

I count numbers by singing

One little monkeys jumping on the bed
One fell off and bumped its head
Mother called the doctor and the doctor said,
"No more monkeys jumping on the bed"



For Online Reading Only

I count numbers by singing

No little monkeys jumping on the bed
None fell off and bumped its head
Mother called the doctor and the doctor said,
"Put those monkeys back on the bed"



For Online Reading Only



Match the objects with their corresponding number.



5



8



1



6



2



4



3

For Online Reading Only





Count the objects and write their number.

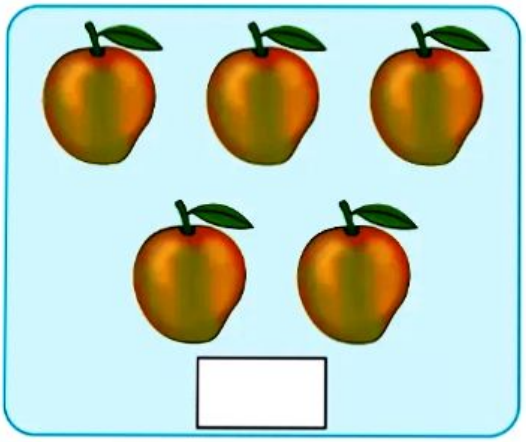

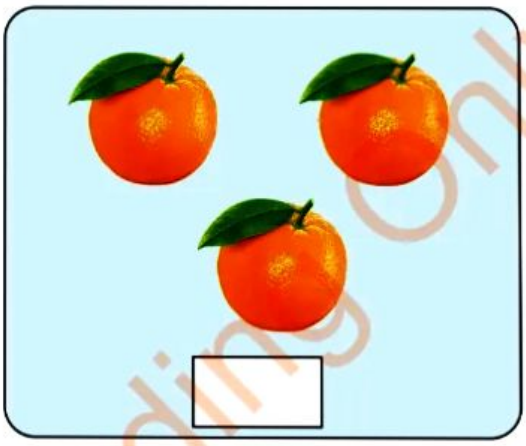

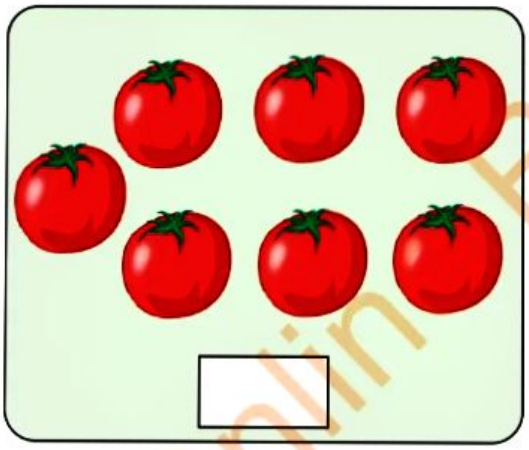



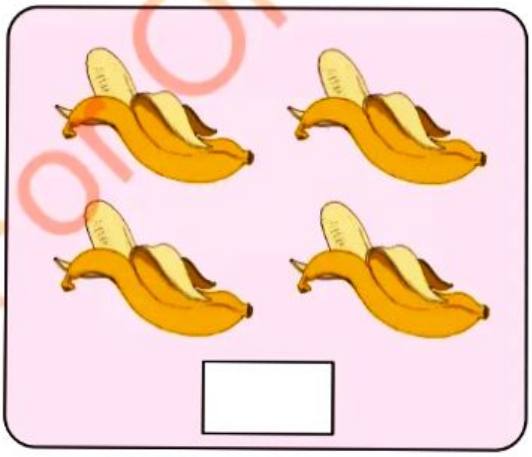



For Online Reading Only

Draw the circles according to the number in each box.

Example ○ ○ 2

4	3	9
6	5	1

Read and write numbers.

1	2	3	4	5

6	7	8	9	10

For Online Reading Only

Write numbers 1 to 9 on apples.



Fill in the missing numbers.

1 _____ 3 _____ 5 _____

7 _____ 9 _____

For Online Reading Only

Chapter

6 Counting objects and numbers 11 to 20

I count objects and numbers 11 to 20



What is the name of this game?
How many stones do you use in playing the game?

For Free Reading Only

I count, read and write number 11.



11

11				

For Online Reading Only

I count, read and write number 12.



12

12				

For Online Reading Only

I count, read and write number 13.



13

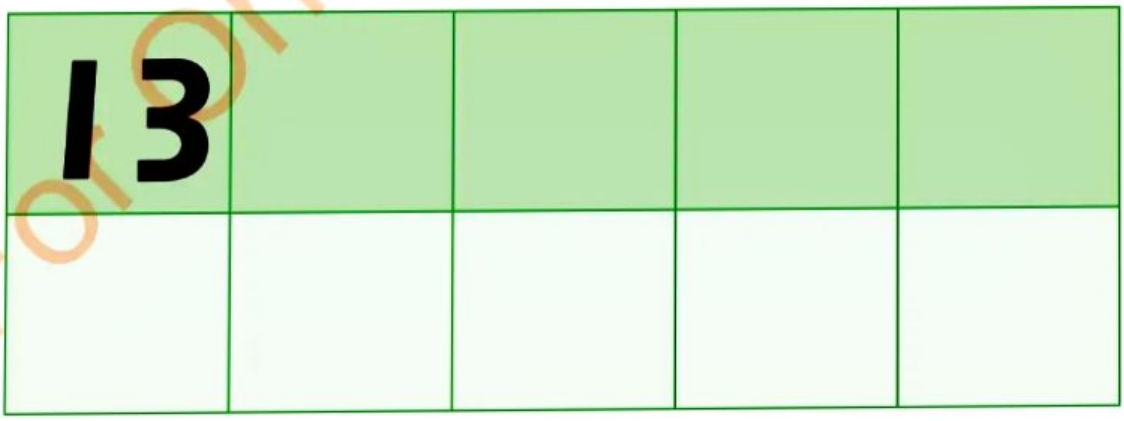

For Online Reading Only

I count, read and write number 14.



14

14				

For Online Reading Only

I count, read and write number 15.



15

15				

For Online Reading Only

I count, read and write number 15.



15

15				

For Online Reading Only

I count, read and write number 16.



16

16				

For Online Reading Only

I count, read and write number 17.



17

17				

For Online Reading Only

I count, read and write number 18.

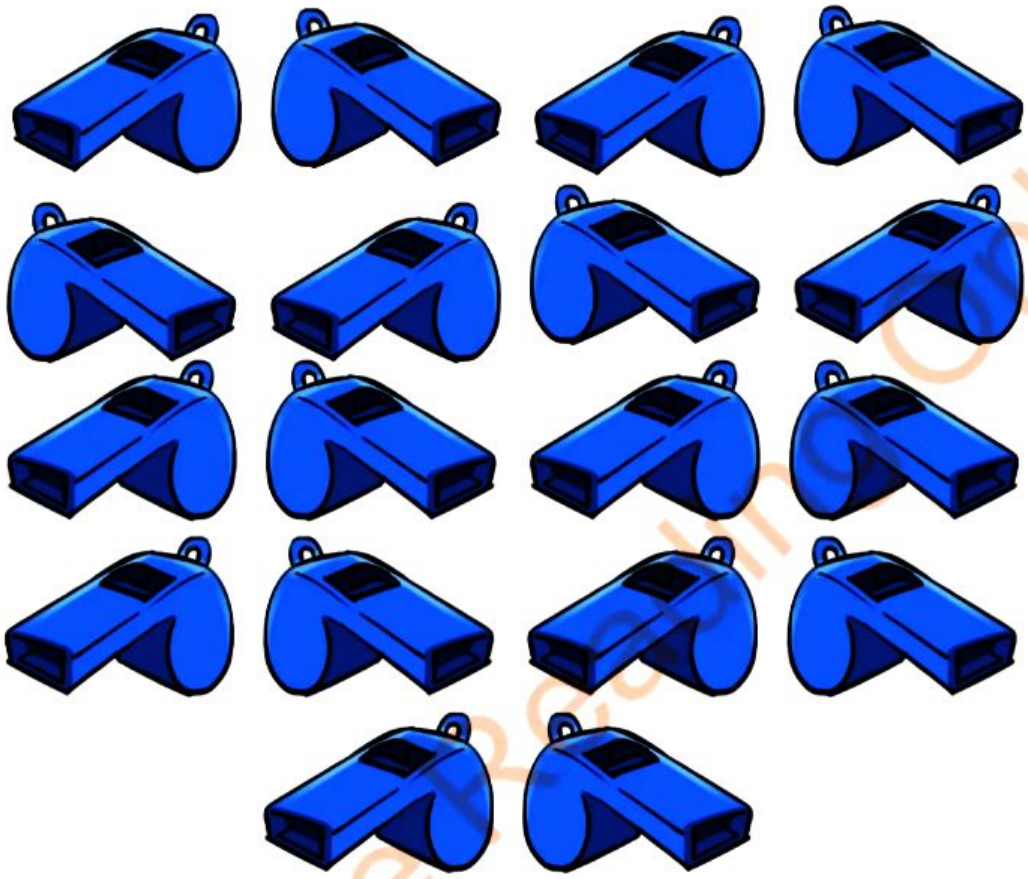

18

18				

For Online Reading Only

I count, read and write number 19.

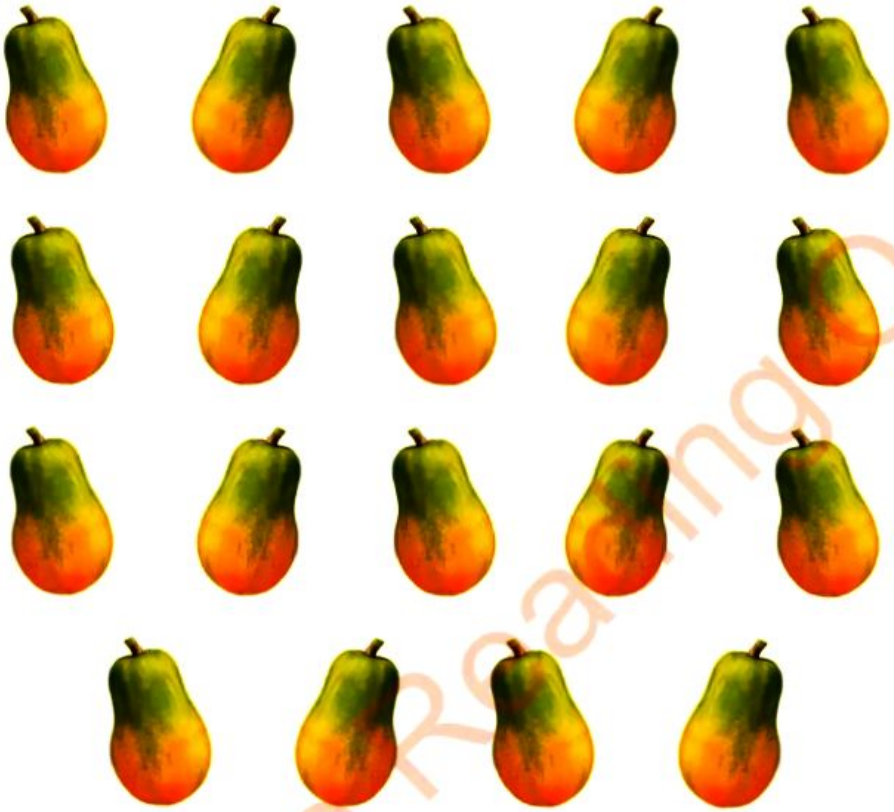

19

19				

For Online Reading Only

I count, read and write number 20.



20



For Online Reading Only



Let us play the snakes and ladders game.



For Online Reading Only

Chapter

7 Addition and subtraction of objects

I add objects.

	add		equals	
	add		equals	
	add		equals	

For Online Reading Only

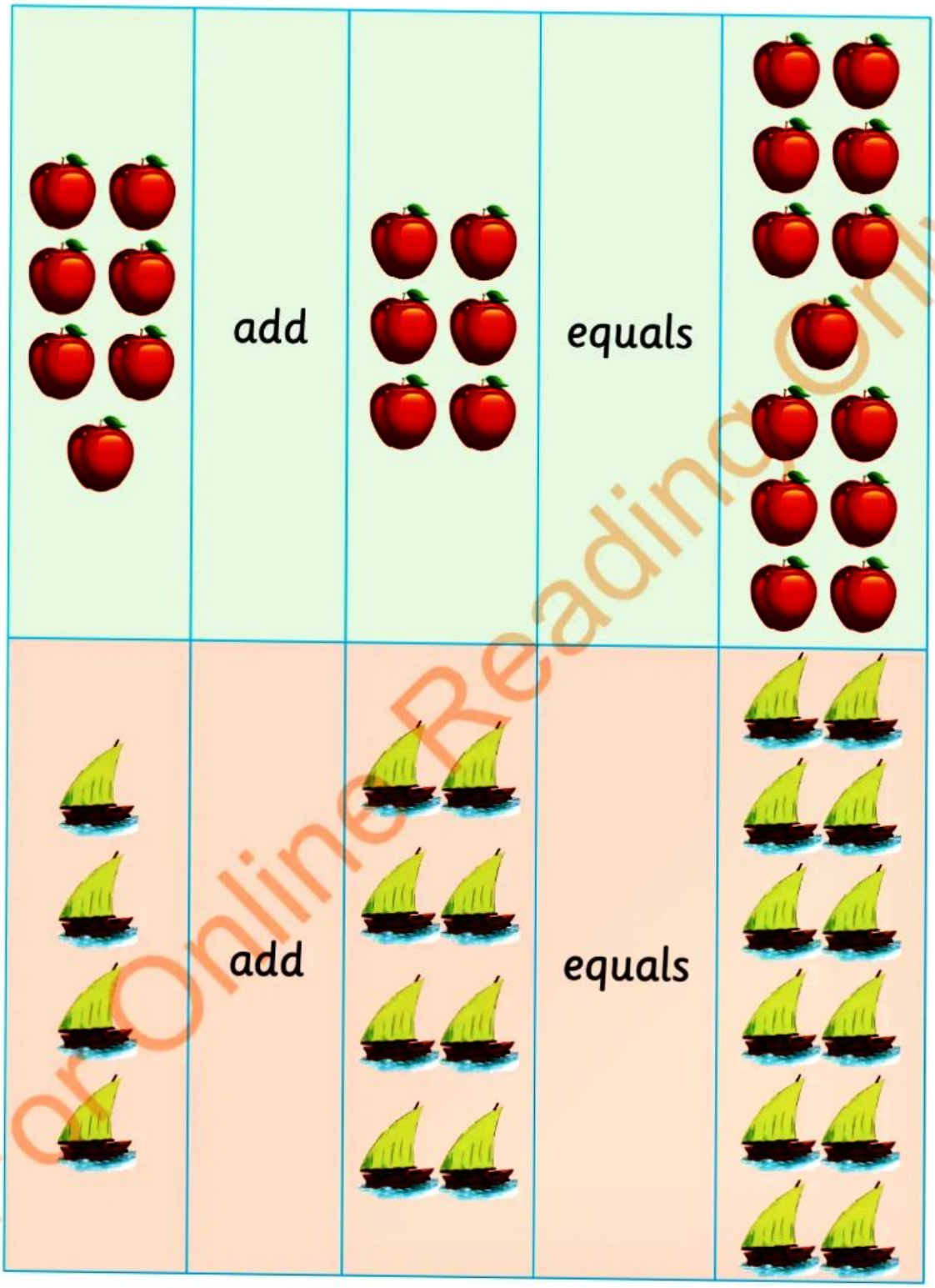

For Online Reading Only



Add objects.

	add		equals	
	add		equals	
	add		equals	
	add		equals	

For Online Reading Only

I add using digital games. You can learn more through *https://ol.tie.go.tz.*





For Online Reading Only

I subtract objects.

	take away		remains	
	take away		remains	
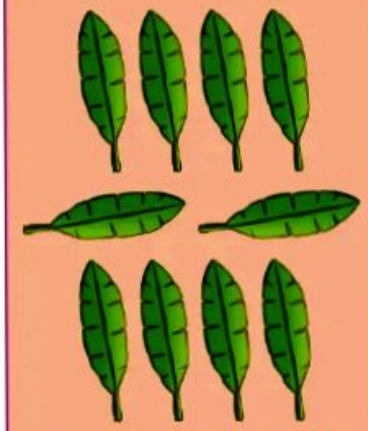	take away		remains	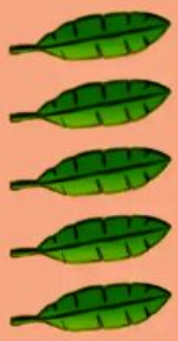
	take away		remains	

For Online Reading Only



Subtract objects.

	take away		remains	
	take away		remains	
	take away		remains	
	take away		remains	
	take away		remains	

For Online Reading Only

I subtract using digital games. You can learn more through *https://ol.tie.go.tz*





For Online Reading Only

Chapter

8

Our currency

Coins



For Online Reading Only



Match the related sides of the coins.

















For Online Reading Only



Banknotes









For Online Learning Only



What pictures do you see on these banknotes?











What pictures do you see on these banknotes?

For Online Reading Only

Chapter

9

Scientific experiments

I observe objects in the environment.



What do you see in the picture?

For School Use Only

Observe the objects outside your home.

Tick ✓ the objects you observed outside.











Mention any other objects you observed outside.

For Online Reading Only

I do scientific experiments.



Sinking and floating of objects



Mixing colours to get other colours

I use digital games to mix colours. You can learn more through *https://ol.tie.go.tz*

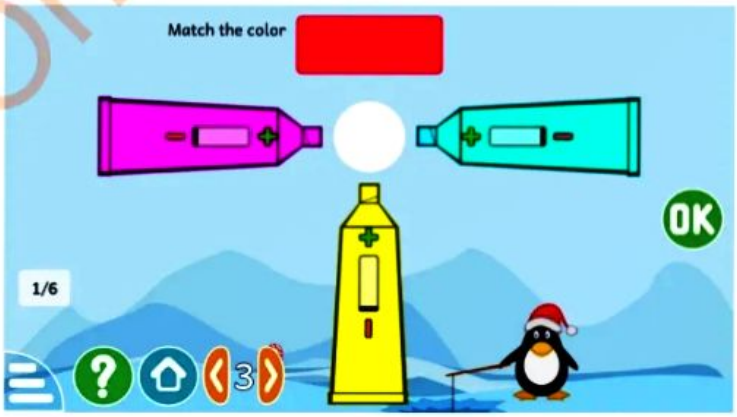

For Online Reading Only

Results after mixing colours.





Plant growth



Mixing and separation of water and oil



Explain what you have observed and do other experiments.

For Online Reading Only

Chapter

10 ICT tools and their uses

I learn about ICT tools.











What do you see in the pictures?
Where else did you see these objects?

For Online Reading Only

I make ICT toys.



What are the children doing in the picture?

Make a toy of an ICT tool you like.

For Online Reading Only

I use ICT to do different activities.

I use digital games to draw. You can learn more through *https://ol.tie.go.tz*









What is the child doing in the picture?

Use an ICT tool to do arithmetic activities.

For Online Academy

ICT world



What are the uses of these ICT tools?

For Online Reading Only

Other books by Tanzania Institute of Education

Pre-primary Class











ISBN 978-9987-00-935-1